


Schütte MOSAIK BLAU-ORANGE | Duroplast, Soft Close

S rychloupínací technologií. Motiv mozaika ED82119



EAN: 9002560799265

799 Kč

660 Kč bez DPH

Key features of the SCHÜTTE MOSAIK BLAU - ORANGE toilet seat

- Toilet seat for all standard-sized WC bowls.
- The double soft-close mechanism ensures that the toilet seat closes slowly and quietly
- Thanks to the Duroplast material, which is extremely resistant to breakage and scratching, the toilet seat is particularly durable.
- Thanks to the smooth surface with pores, the toilet seat is particularly easy to maintain and clean.
- It includes complete assembly materials for quick and easy installation of the toilet seat.

Duroplast

The toilet seat is made of Duroplast composite material. Exceptional strength and durability are ensured thanks to the combination of thermosetting plastic and fibers.

SOFT-CLOSE

The toilet seat is equipped with a SOFT-CLOSE system. When lowered, the seat smoothly descends without any risk of damage or unwanted noise. Ideal not only for families with children.

Easy installation

The assembly is very simple, with the help of the attached instructions, anyone can do it in 5 minutes.

Parts of the packaging:

- Instructions

Parameters

Basic parameters


Material:	Duroplast
Closing:	Soft Close
Distance of mounting holes:	125 - 210 mm

Dimensions, weight and packaging

Included in the package:	mounting kit
Warranty:	2 years
The dimensions of the seat outer (W x D):	approximately 372 x 445 mm
Dimensions of the seat interior (w x d):	approx. 229 x 290 mm
Width of the packaging (cm):	38
Height of packaging (cm):	6
Depth of packaging (cm):	46
Weight including packaging (kg):	2.1
Product TARIC code:	39222000



AUTOMATIC CLOSING




AUTOMATIC CLOSING

BRUCHRESISTENT & KRATZFEST

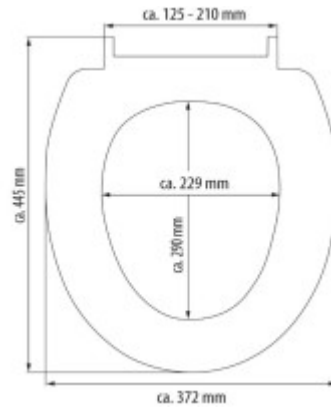
Duro-plast



eisl



eisl



BRUCHRESISTENT & KRATZFEST

LEICHT & LANGSAM



DUROPLAST

Duroplast WC-Sitze werden im Pressverfahren hergestellt. Die resultierende massive, stützgebildete Materialität bruchresistent und kratzfest. Die porzellanweiße Oberfläche macht die Pflege leicht.

REISEN/AUTOMATIK

Als Reiseautomat gilt die innovative Stoßwellenbremse. Ein Akkord, der man sich nicht mehr leisten kann - sowohl die Funktion als auch die Form des WC-Sitzes zu überwinden. Durch die innovative Konstruktion schließt sich der Deckel sehr sanft und ist nicht durch den Toilettenring.

